

Joe Lombardo
Governor



Richard Whitley
Director

State of Nevada Department of Health and Human Services

Nevada's Child Care & Early Childhood Education System – Impact of the Pandemic
Relief & Recovery Funds

Division of Welfare & Supportive Services

Karissa Loper Machado, MPH



6/14/2023

Helping people. It's who we are and what we do.



Agenda

1. Nevada's Child Care Landscape
2. Pandemic Funding Overview
3. Assistance to Families
4. Supporting Child Care Providers
5. Child Care System Supports
6. Notable Special Projects
7. Data Overview
8. Q&A

Nevada's Child Care Landscape

- Nevada is a child care desert: only 1 licensed child care slot for every 3 children statewide.
- Child care is costly: a family of 4 in Las Vegas, with two working parents, needs to earn ~\$105,000 annually to afford to pay for child care out of pocket.
 - That same family of 4 stops being eligible for federal child care subsidy assistance when they make more than ~\$72,000 annually.
- The Child Care & Development Block Grant and the federal pandemic relief/recovery funds have allowed the state to increase access to and the affordability of child care *for eligible households*.



Nevada Child Care & Development Program (CCDP)

- Administers federal child care subsidy benefits to eligible households
- Collaborates with NDE-OELD and other stakeholders to define, measure, and improve the quality of child care services
- Operates/administers the Child Care Licensing Program
- Collaborates across sectors to improve Nevada's early childhood system (welfare, health, education, economic, etc.)



Nevada CCDP

- Household income eligibility criteria: as of February 2022, child care subsidy assistance is available to any household making up to 85% of the state's median income (the most generous level allowed by federal law).
 - Adult household members must be working, in a job training program, or finishing a higher education program.
- The subsidy funds are paid directly to child care providers based on set rates per provider type. Provider must be enrolled through one of our regional Child Care Resource & Referral agencies to receive payments on behalf of the client (The Children's Cabinet or Las Vegas Urban League).
 - In general, most households are required to share the cost of receiving child care subsidy assistance via a required family contribution based on household size and income – this equals no more than 7% of the household's income on a sliding scale in Nevada.
- Our parent clients choose their own child care provider, but due to supply shortages, they struggle to find open licensed slots or even family, friend or neighbor (FFN) care near their home/work making the cost assistance inaccessible even when they are eligible.
 - Not all providers participate in the subsidy program and the Nevada CCDP does not dictate price caps for participating providers, so parents often end up paying overages (the difference between the subsidy and the provider's price) as well as their required family contribution percentage.

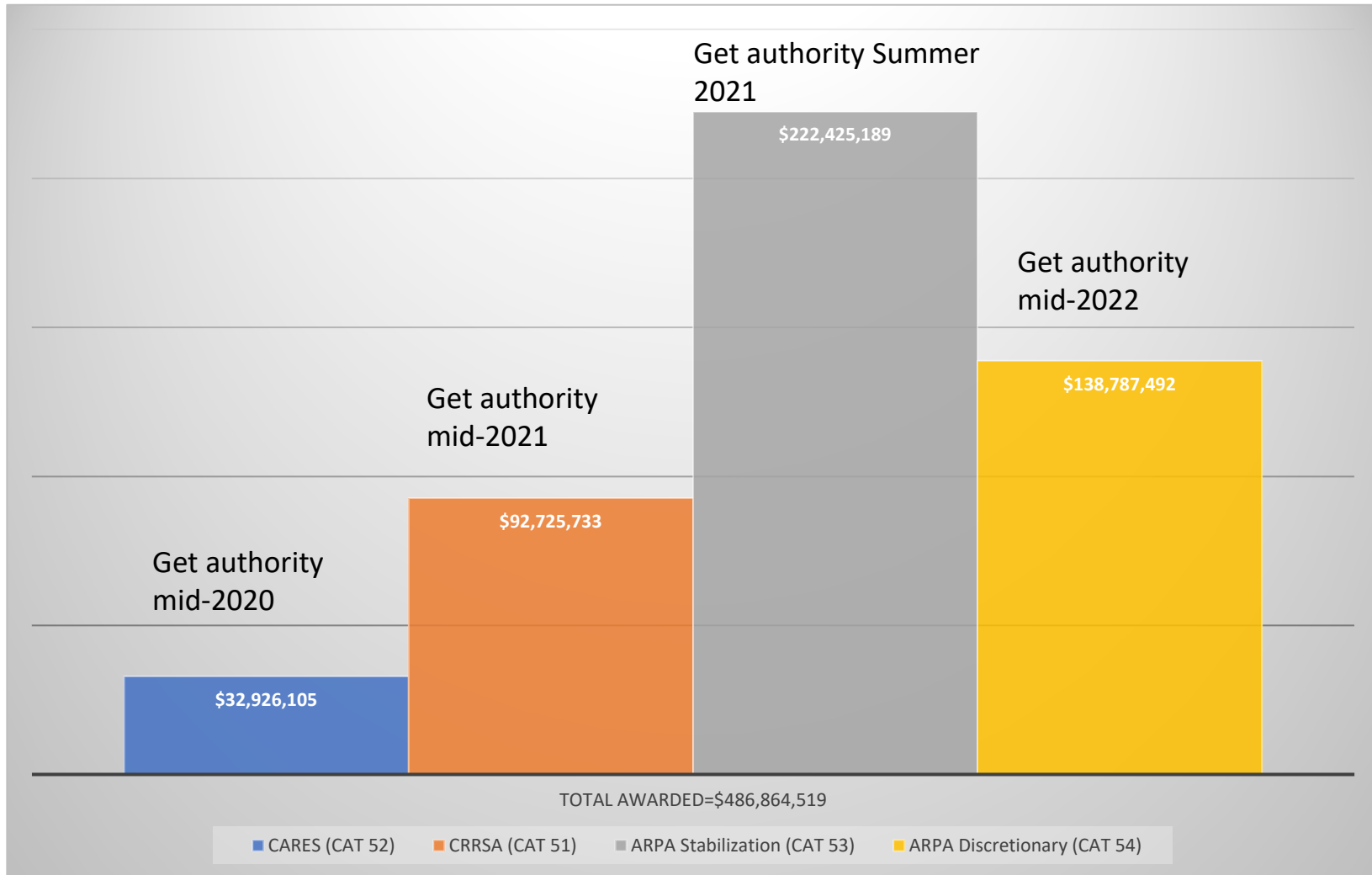


Child Care & the Workforce

- Access to early childhood education allows parents to work or complete training/education programs knowing their child is in a safe environment where they can learn and develop.
 - Depending on where a household starts economically, they may be able to move off other assistance programs through steady wage growth while remaining eligible for child care subsidy until they are making more than 85% of the state's median income.
- Investing to develop a stable and high-quality early childhood education system supports the state's future economic health by preparing children for success in Kindergarten and beyond with a strong social and educational foundation.



Pandemic Relief & Recovery Funds



Assistance to Families

Family Supports (Budgeted amounts)	\$ 105,288,892
Children with Special Needs Contracted Slots	\$ 36,000,000
Infant/Toddler Contracted Slots	\$ 28,000,000
Non-Traditional Hours Contracted Slots	\$ 24,000,000
Subsidy Certificate Caseload Increase during COVID	\$ 5,653,228
Early Childhood Community Health Workers (CHWs)	\$ 5,145,017
Education/Outreach Campaign	\$ 3,781,780
Nevada Afterschool Network (NAN) - OST Expansion	\$ 2,078,900
Parent Leadership Engagement	\$ 629,967



Assistance to Families

Family Supports	Expended	Remaining
Children with Special Needs Contracted Slots	\$ -	\$ 36,000,000
Infant/Toddler Contracted Slots	\$ 112,089	\$ 27,887,911
Non-Traditional Hours Contracted Slots	\$ -	\$ 24,000,000
Caseload coverage during COVID-19	\$ 5,653,228	\$ -
Early Childhood Community Health Workers (CHWs)	\$ 1,015,840	\$ 4,129,177
Education/Outreach Campaign	\$ 1,289,997	\$ 2,491,783
Nevada Afterschool Network (NAN) - OST Expansion	\$ -	\$ 2,078,900
Parent Leadership Engagement	\$ 257,269	\$ 372,698
Totals	\$ 8,328,422	\$ 96,960,470



Supporting Child Care Providers (Increasing Supply)

Provider Supports (Budgeted amounts)	\$ 359,369,767	
Operating/Stabilization Grants	\$ 279,833,365	78%
Start-Up Grants	\$ 19,366,380	
NevAEYC Child Care Staff Stipends	\$ 18,897,603	
CARE Nevada Housing Project	\$ 8,190,000	
FFN Reimbursements	\$ 7,728,000	
New Provider Recruitment & Development	\$ 7,381,724	
Nevada Strong Start Child Care Services Centers	\$ 5,552,277	
Wraparound Provider Rate Increase	\$ 3,948,960	
I/T Quality Improvement Grants	\$ 3,000,000	
Quality Rating Improvement System (QRIS) Expansion	\$ 2,462,911	
Early Childhood Support Network Expansion (substitutes)	\$ 998,179	
Access to Capital (child care community development)	\$ 688,913	
PPE Stipends	\$ 526,898	
Child and Adult Care Food Program (CACFP) Expansion	\$ 400,000	
Serving Children with Special Needs (Expert consultation)	\$ 294,942	
Background Check/Training Cost Support	\$ 99,615	



Supporting Child Care Providers (Increasing Supply)

Provider Supports	Expended	Remaining
Operating/Stabilization Grants	\$ 259,464,862	\$18,637,772
Start-Up Grants	\$ 2,053,748	\$17,312,632
NevAEYC Child Care Staff Stipends	\$ 9,585,750	\$ 9,311,853
CARE Nevada Housing Project	\$ 3,080,000	\$ 5,110,000
FFN Reimbursements	\$ -	\$ 7,728,000
New Provider Recruitment	\$ 3,148,568	\$ 4,233,156
Child Care Services Centers	\$ 2,300,408	\$ 3,251,869
Wraparound Provider Rate Increase	\$ 1,427,389	\$ 2,521,571
I/T Quality Improvement Grants	\$ 50,024	\$ 2,949,976
QRIS Expansion	\$ 1,190,766	\$ 1,272,145
ECSN Expansion (substitutes)	\$ 363,767	\$ 634,412
Access to Capital	\$ 68,553	\$ 620,360
PPE Stipends	\$ 526,898	\$ -
CACFP Expansion	\$ -	\$ 400,000
Special Needs Expert Consultation	\$ 85,370	\$ 209,572
Background Check/Training Cost Support	\$ 1,499	\$ 98,116
Totals	\$ 283,347,603	\$74,291,433



Child Care System Supports

System Supports (Budgeted amounts)	\$ 22,205,860
Data Systems Improvements	\$ 7,674,550
Comprehensive Evaluation of Special Projects	\$ 4,000,000
Cost Modeling/Systems Improvement Analyses	\$ 2,567,954
Infant and Early Childhood Mental Health Assoc.	\$ 1,950,111
Nevada Youth First (CC Workforce Development)	\$ 1,904,225
Child Care Program Administration	\$ 1,294,256
ARPA Stabilization Grants Administration	\$ 995,262
COVID Funds Project Management	\$ 659,538
Business Support/Employer Child Care Consultation	\$ 638,670
Local Early Childhood Advisory Council Grants	\$ 426,147
Strategic Planning (2020-2021)	\$ 95,147



Child Care System Supports

System Supports	Expended	Remaining
Data Systems Improvements	\$ 2,713,797	\$ 4,960,753
Comprehensive Evaluation of Special Projects	\$ -	\$ 4,000,000
Cost Modeling/Systems Improvement Analyses	\$ 280,393	\$ 2,287,561
Infant and Early Childhood Mental Health Association	\$ 108,131	\$ 1,841,980
Nevada Youth First (CC Workforce Development)	\$ 1,135,081	\$ 769,144
Child Care Program Administration	\$ 15,455	\$ 1,278,801
ARPA Stabilization Grants Administration	\$ 683,350	\$ 311,912
COVID Funds Project Management	\$ 434,419	\$ 225,119
Business Support/Employer Child Care Consultation	\$ 306,039	\$ 332,631
Local Early Childhood Advisory Council Grants	\$ 68,344	\$ 357,803
Strategic Planning	\$ 95,147	\$ -
Totals	\$ 5,840,156	\$ 16,365,704



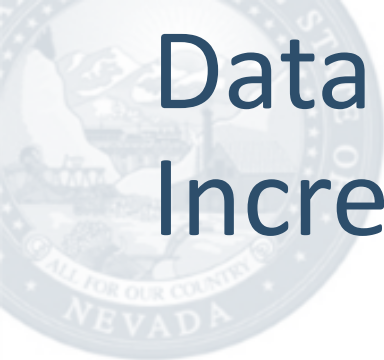
Notable Special Projects

- Nevada Child Care Fund - \$50 million (State ARPA)
 - As of July 1, 2022 helping to cover required family copay contributions for all enrolled children; helping to sustain higher subsidy payment rates with no sliding fee scale or waitlists.
- Child Care Capital Expansion Grants - \$30 million (State ARPA)
 - 18 subrecipients – currently licensed child care providers opening another location or expanding current facilities to create 2,390 new slots by 2027.
- CARE Nevada Housing Project in Clark County (CRRSA)
 - \$8.2 million dedicated to services related to finding suitable housing for an in-home licensed child care facility, placing an eligible FFN provider in the home (increases supply by 2 to 8 slots), and providing technical assistance to help the provider be financially successful.

Notable Special Projects, Cont.

- Nevada Early Childhood Education (ECE) Workforce Framework (facilitated by SRI, Inc.)
 - Will provide ECE stakeholders and funders best practices and recommendations for creating a strong and stable early childhood education system that values (and pays) ECE workers as educational *professionals*.
- Child Care Workforce Stipends
 - Although one-time stipends are not a long-term solution, they can help to incentivize current workers to remain in the field right now while the Framework is developed.
- Early Childhood Community Health Workers
 - A comprehensive system investment which is helping families *and* child care workers connect to health, welfare, and other community resources. EC-CHWs come from the neighborhoods they work in and are trusted partners who can meet people where they are.

Data Overview: Subsidy Caseload Increase



	March 2022	March 2023
Number of Children Served	6,991	7,208
Average Benefit per Child	\$586	\$1,100
Total Expended	\$4,096,726	\$7,957,990



Data Overview: Stabilization Grants by County & Provider Type

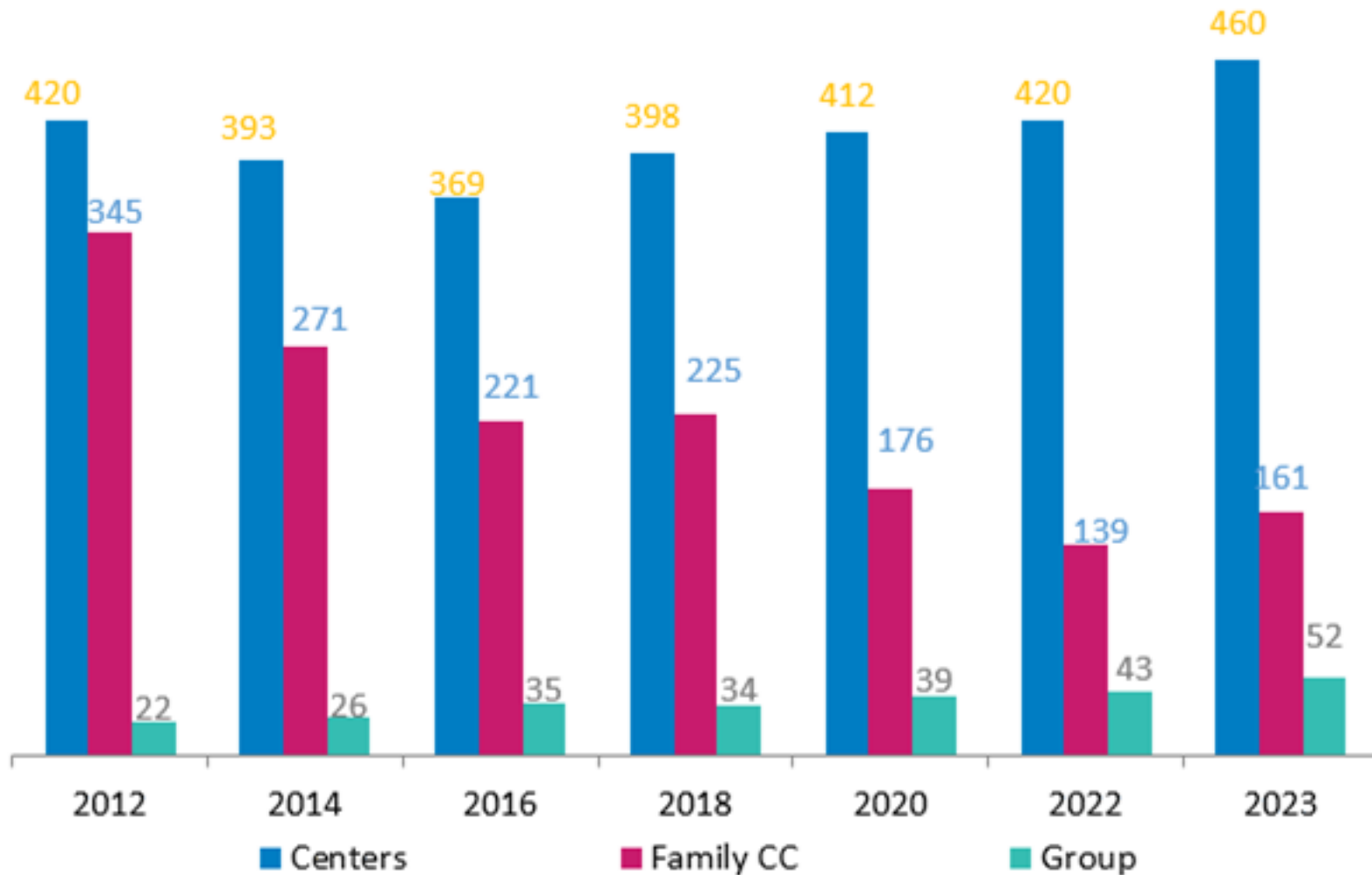
County	Child Care Center	Family Child Care	Group Family Child Care	OST	Family, Friend, Neighbor	Grand Total
Carson City	13		1	1		15
Churchill	4		2	1		7
Clark	183	23	20	3	260	489
Douglas	8	1			1	10
Elko	5		1	1		7
Humboldt	1		2			3
Lander	2					2
Lyon	4	1	3	1	1	10
Nye	2		2			4
Storey	2			1		3
Washoe	80	63	1	5	26	175
White Pine	1					1
Grand Total	305	88	32	13	288	726

Data Overview: Stabilization Grant Spending through 4/25/23

	CENTERS	FCCs	FFNs	GFCCs	OSTs	
County	Sum of Amount	Sum of Amount2	Sum of Amount4	Sum of Amount6	Sum of Amount8	Total Sum of Amount
Carson City	\$3,976,204.50			\$77,040.00	\$717,294.00	\$4,770,538.50
Churchill	\$577,758.00			\$150,870.00	\$231,286.44	\$959,914.44
Clark	\$107,665,291.94	\$860,541.60		\$1,417,404.40	\$6,532,296.05	\$116,475,533.99
Douglas	\$3,930,972.00	\$40,008.00	\$15,720.00			\$3,986,700.00
Elko	\$1,765,554.00			\$83,460.00	\$583,603.86	\$2,432,617.86
Humboldt	\$549,388.20			\$115,560.00		\$664,948.20
Lander	\$362,880.00					\$362,880.00
Lyon	\$2,206,714.50	\$40,008.00	\$15,720.00	\$231,120.00	\$539,475.00	\$3,033,037.50
Nye	\$734,923.76			\$77,040.00		\$811,963.76
Storey	\$89,328.00				\$34,567.20	\$123,895.20
Washoe	\$42,741,253.18	\$3,678,024.02	\$331,560.00	\$28,728.00	\$6,217,909.50	\$52,997,474.70
White Pine	\$243,330.00					\$243,330.00
Grand Total	\$164,843,598.08	\$4,618,581.62	\$360,240.00	\$2,181,222.40	\$14,856,432.05	\$186,862,834.15
						Spent 86%



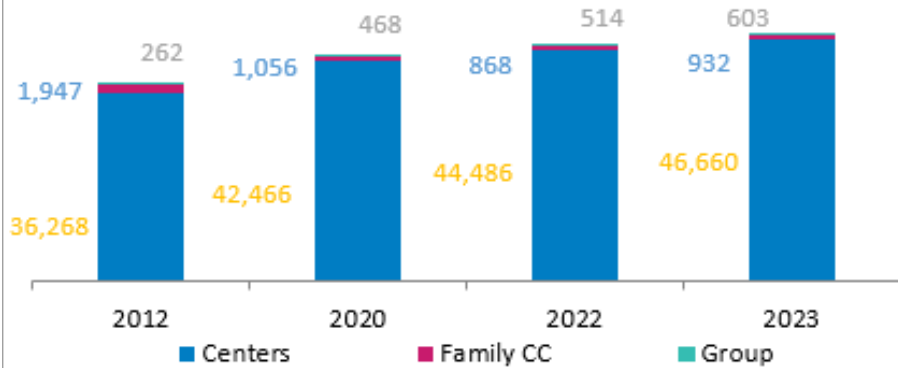
Data Overview: Impact of Federal Investments on Number of Providers



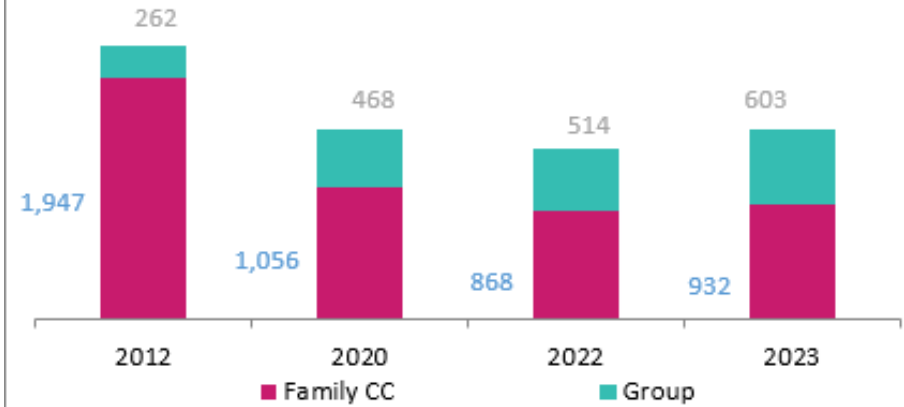
Data Overview: Impact of Federal Investments on Capacity



Nevada Child Care Capacity by Year 2012-2023



Nevada Child Care Capacity by Year 2012-2023



Data Overview: Infant/Toddler Slots Pilot Project

I/T Slots Awarded in Northern & Rural Nevada

- Total Slots to Distribute: 300
- Infant Slots Awarded: 32
- Toddler Slots Awarded: 89
- **Available: 179**

I/T Slots Awarded in Southern Nevada

- Total Slots to Distribute: 500
- Infant Slots Awarded: 84
- Toddler Slots Awarded: 135
- **Available: 281**

All numbers are current as of May 15, 2023.

Fillable PDF copies of the Slot and Grant Application, as well as supporting documents, can be found on the Nevada Child Care Website:

<https://www.nevadachildcare.org/provider-resources/>

APPLY TODAY!



NevAEYC Staff Stipends

	FY2023 (through 5/31/23)
Total Applications Received	6,146 (+1,041)
• Carson City	168 (+30)
• Churchill	33 (+9)
• Clark	3,945 (+657)
• Douglas	86 (+1)
• Elko	106 (-8)
• Humboldt	28 (+3)
• Lander	16 (+4)
• Lyon	146 (+41)
• Mineral	5 (+3)
• Nye	46 (+24)
• Pershing	9 (+5)
• Storey	8 (+2)
• Washoe	1,490 (+261)
• White Pine	42 (+8)
• Out-of-State	18 (+1)
Total Applications Approved	5,210
Total Applications Denied	7

Child Care Expansion Grants

County	# of Slots Added	Total Awards	# of Centers
Carson City	133	\$910,000	1
Clark	1290	\$20,672,030	7
Douglas	40	\$996,195	1
Lyon	175	\$217,000	1
Mineral	50	\$977,000	1
Storey	50	\$989,450	1
Washoe	582	\$4,299,000	5
White Pine	70	\$545,000	1
Grand Total	2390	\$29,605,675	18

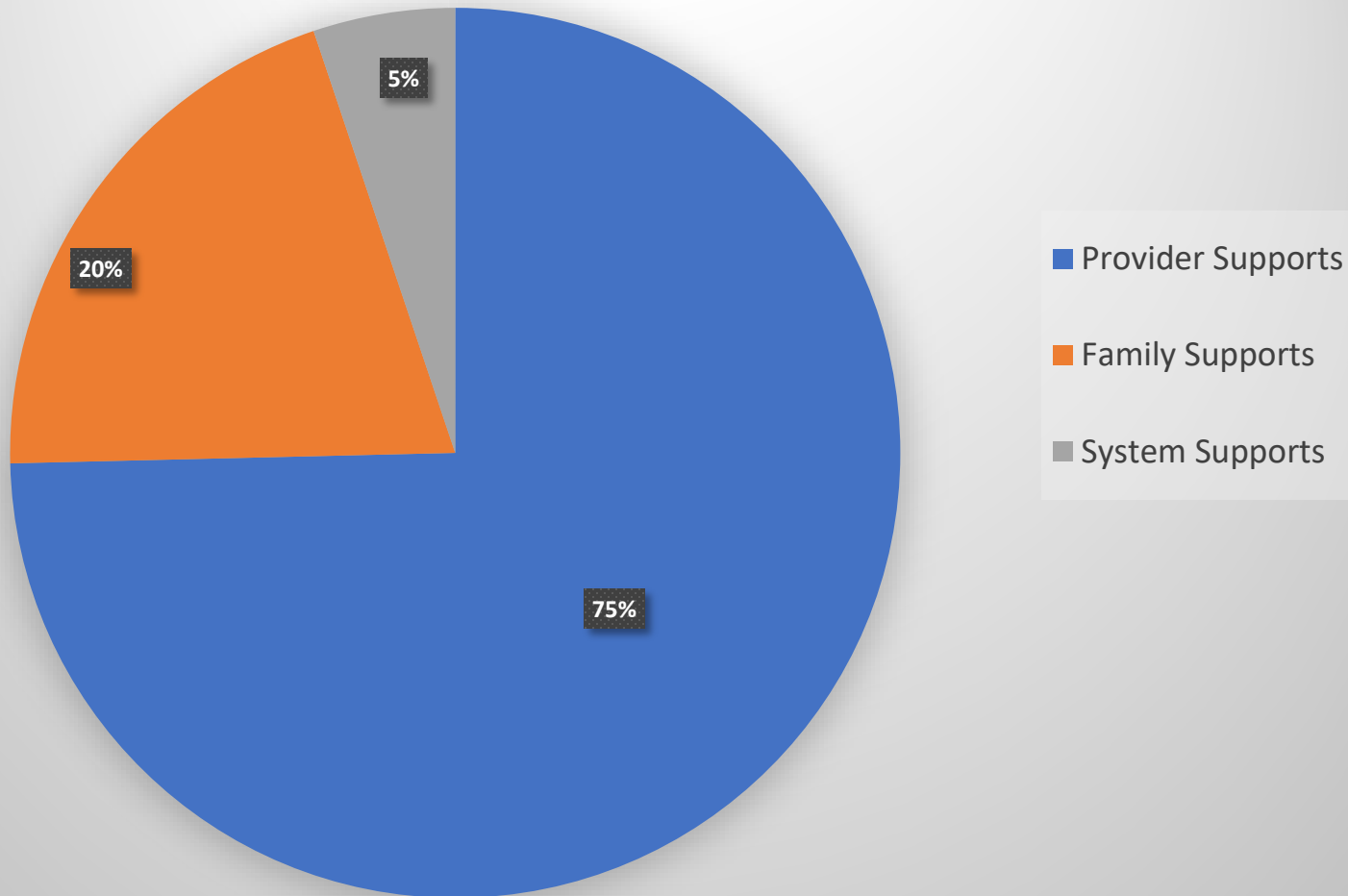


APPENDIX

CHARTS & GRAPHS

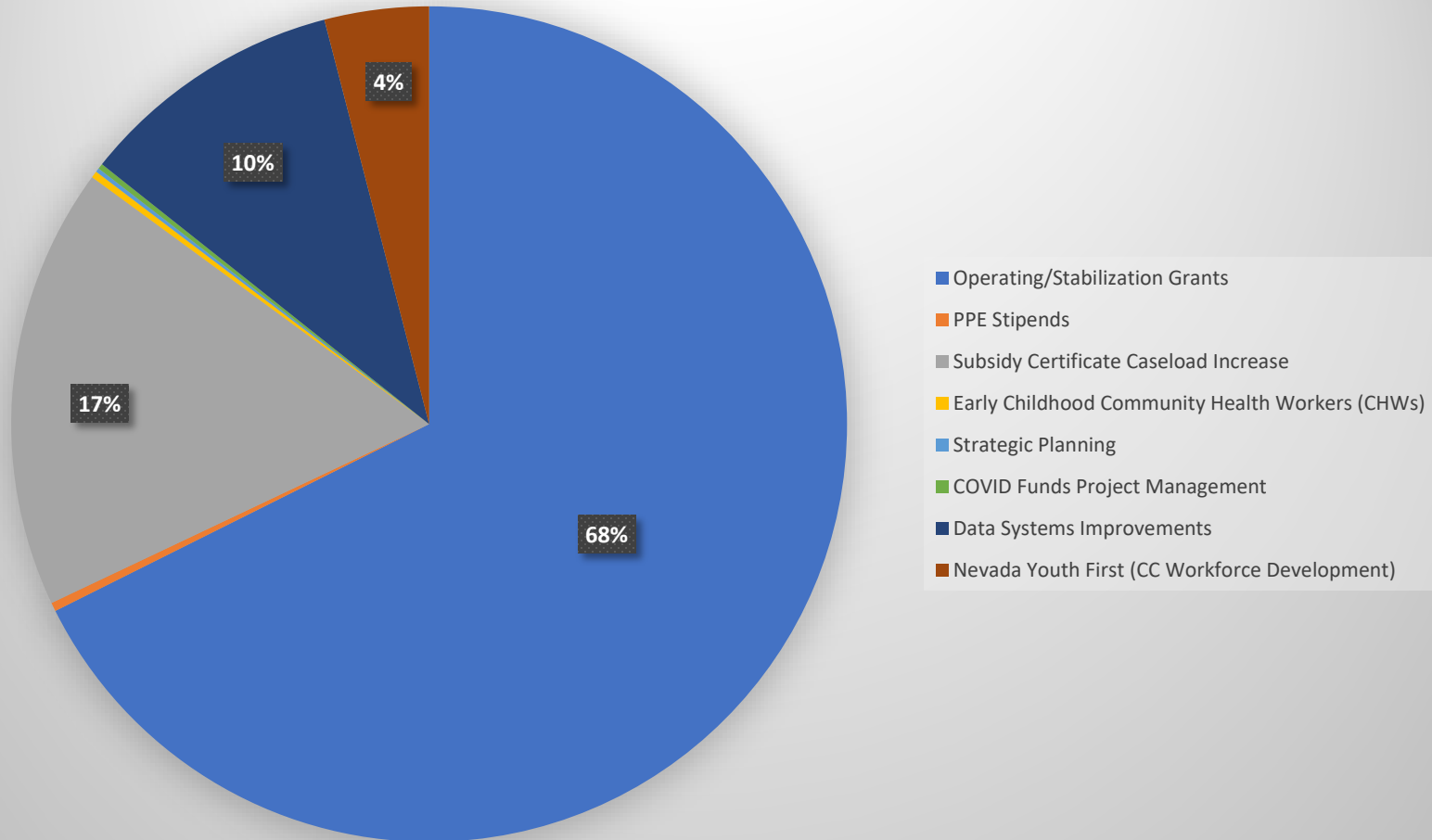
Nevada's Pandemic Child Care Funding Priorities

Pandemic Child Care Funding Priorities



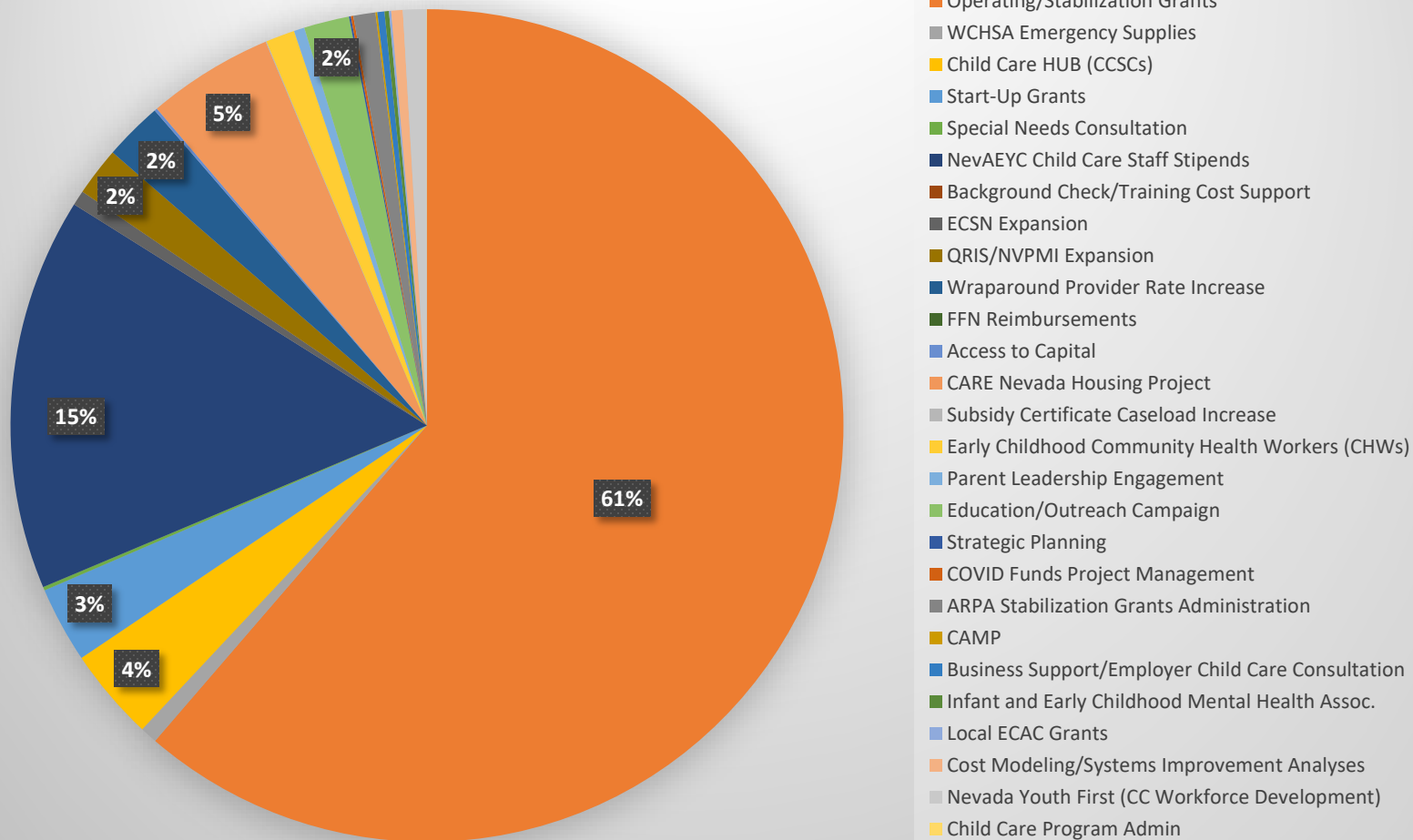
CARES Spending Breakdown

CARES SPENDING BREAKDOWN



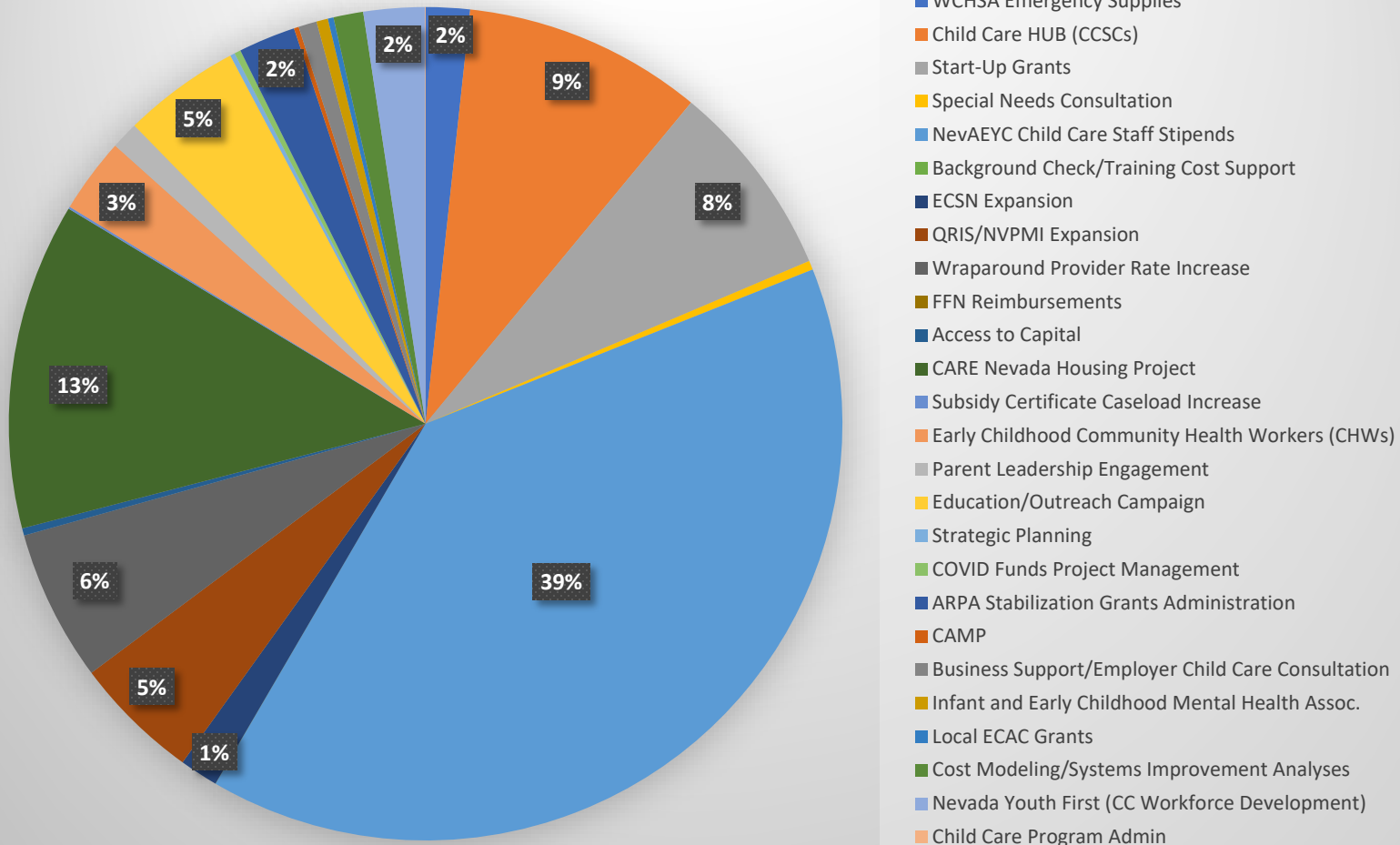
CRRSA Spending Breakdown

CRRSA FUNDS SPENDING BREAKDOWN



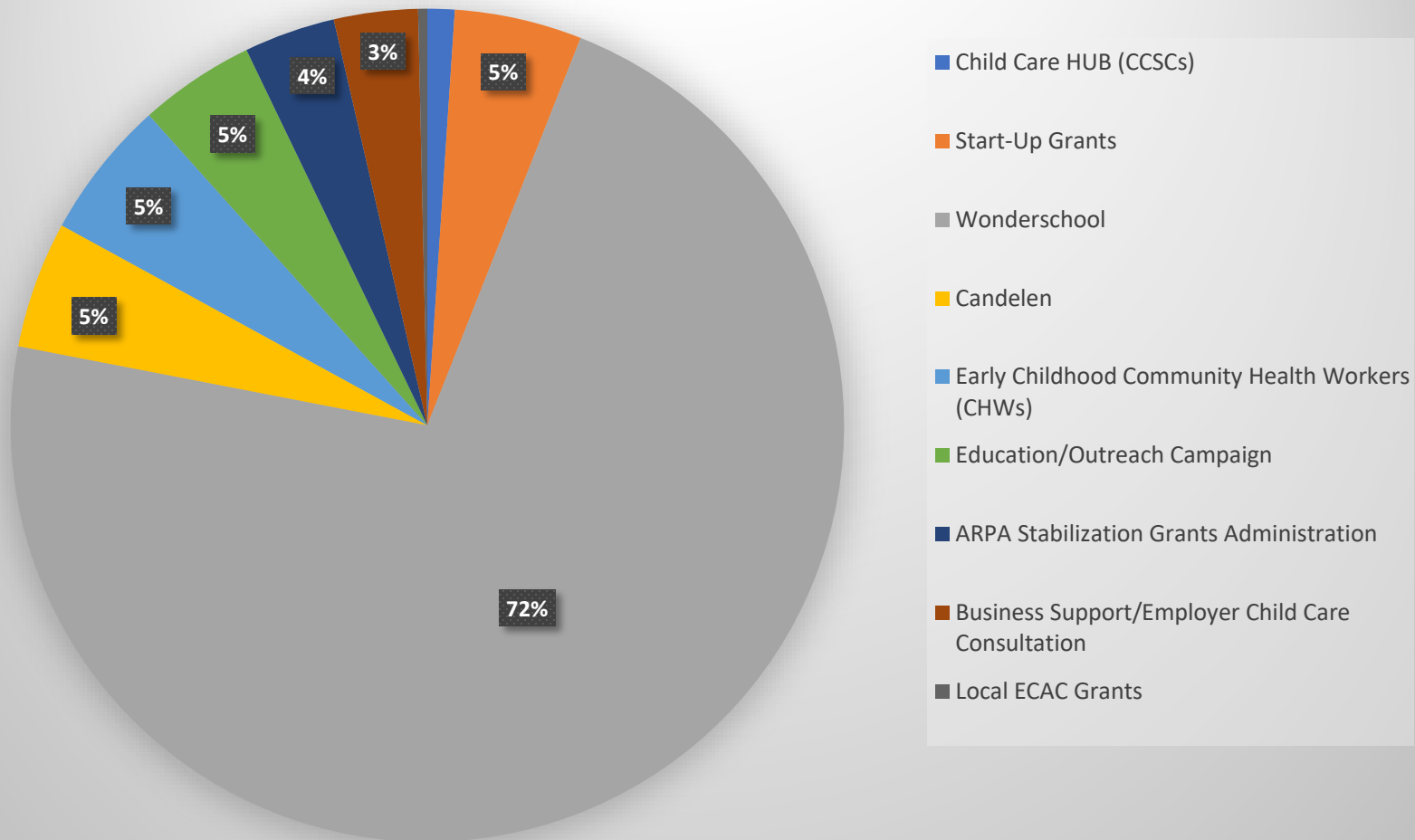
CRRSA Spending Breakdown – No Operating/Stabilization Grants

CRRSA FUNDS SPENDING BREAKDOWN - No Grants



ARPA Stabilization Spending Breakdown – No Operating Grants (\$4,090,946)

ARPA STABILIZATION SPENDING BREAKDOWN - No Grants



Partner Acknowledgement

- Access to Capital
- Candelen
- The Children's Cabinet
- Division of Child & Family Services
- Las Vegas Urban League
- Local ECAC members
- Mission Driven Finance
- Nevada Association for the Education of Young Children
- Nevada Dept. of Ag. Child & Adult Care Food Program (CACFP)
- Nevada Dept. of Ed. Office of Early Learning & Development (OELD)
- Purdue-Marion
- University of Nevada, Las Vegas Nevada Institute for Children's Research & Policy (NICRP)
- University of Nevada, Reno Cooperative Extension
- Washoe County Human Services Agency
- Wonderschool
- Workforce Connections





Questions?





Contact Information

Karissa Loper Machado

Agency Manager

kxloper@dwss.nv.gov

(775) 461-6151





Contact Information

The Child Care and Development Program

Email: ccdp@dwss.nv.gov

Phone: 775-684-0625

<https://dwss.nv.gov/Care/Childcare>

The Children's Cabinet

Email: mail@childrenscabinet.org

Phone: 775-856-6200

<https://www.childrenscabinet.org/>

The Las Vegas Urban League

Email: childcareinfo@lvul.org

Phone: 702-473-9400

<https://childcarelv.org/>



Acronyms

- ARPA – American Rescue Plan Act
- CACFP – Child & Adult Care Food Program
- CRRSA – Coronavirus Relief & Recovery Supplemental Act
- CCDP – Child Care & Development Program
- CCR&R – Child Care Resource & Referral Agency
- DWSS – Division of Welfare and Supportive Services
- ECAC – Early Childhood Advisory Council
- EC-CHW – Early Childhood Community Health Workers
- ECE – Early Childhood Education
- ECSN – Early Childhood Support Network
- FCC – Family Child Care provider
- FFN – Family, Friend, Neighbor provider
- GFCC – Group Family Child Care provider
- I/T – Infant/Toddler
- NAN – Nevada Afterschool Network
- NCCF – Nevada Child Care Fund

Acronyms

- NDA – Nevada Department of Agriculture
- NDE – Nevada Department of Education
- NevAEYC – Nevada Association for the Education of Young Children
- NICRP – Nevada Institute for Children’s Research & Policy
- NVPMI – Nevada Pyramid Model Intervention
- OELD – Office of Early Learning and Development
- OST – Out of School Time
- PPE – Personal Protective Equipment
- QRIS – Quality Rating & Improvement System
- SMI – State Median Income
- UNR – University of Nevada, Reno
- UNLV – University of Nevada, Las Vegas