

# Child Care Federal Pandemic Relief/Recovery Funding Overview

## Division of Welfare and Supportive Services

June 2020 through January 2024

REVENUE SOURCES	CARES (CAT 52)	CRRSA (CAT 51)	ARPA	ARPA	Total Funding
			Stabilization (CAT 53)	Discretionary (CAT 54)	
	\$32,926,105	\$92,725,733	\$222,425,189	\$138,787,492	\$486,864,519

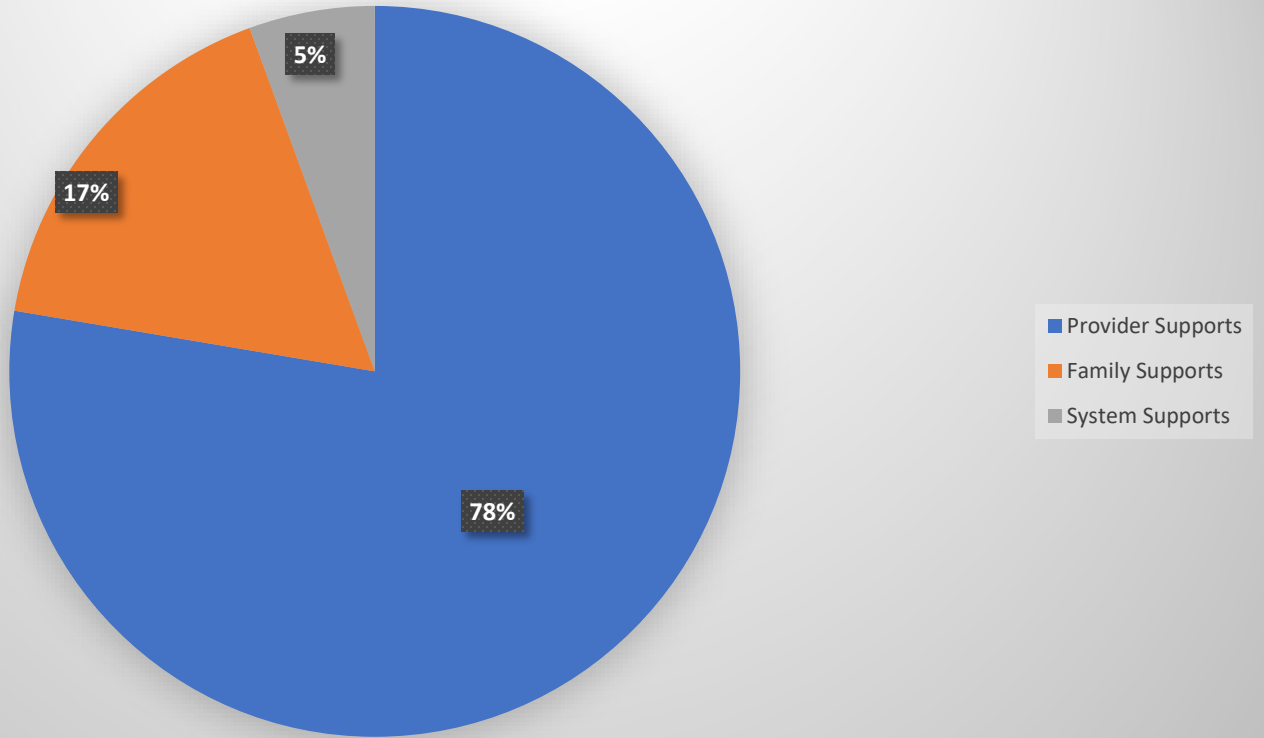
Federal funds from the CARES, CRRSA, ARPA Stabilization, and ARPA Discretionary supplements to Nevada's Child Care and Development Block Grant were focused in three topic areas: Provider Supports, Family Supports, and System Supports. The table and charts below show how the total funding was budgeted by priority topic and by project category within each priority.

Provider supports include the operating/stabilization grants, child care supply building, professional services, and supporting child care staff. Family supports include the contracted slots, pandemic subsidy payments, wraparound rate increase, community resource and referral, and parent leadership and engagement. System supports include the comprehensive evaluation project, strategic planning, case management system development, all general administrative costs, the outreach/education campaign, employer child care support and consultation, grants to the local Early Childhood Advisory Committees (ECAC), the early childhood cost modeling project, workforce supply building through the Nevada Youth First project, the development and launch of the Infant and Early Childhood Mental Health Association, and data systems integration and improvement.

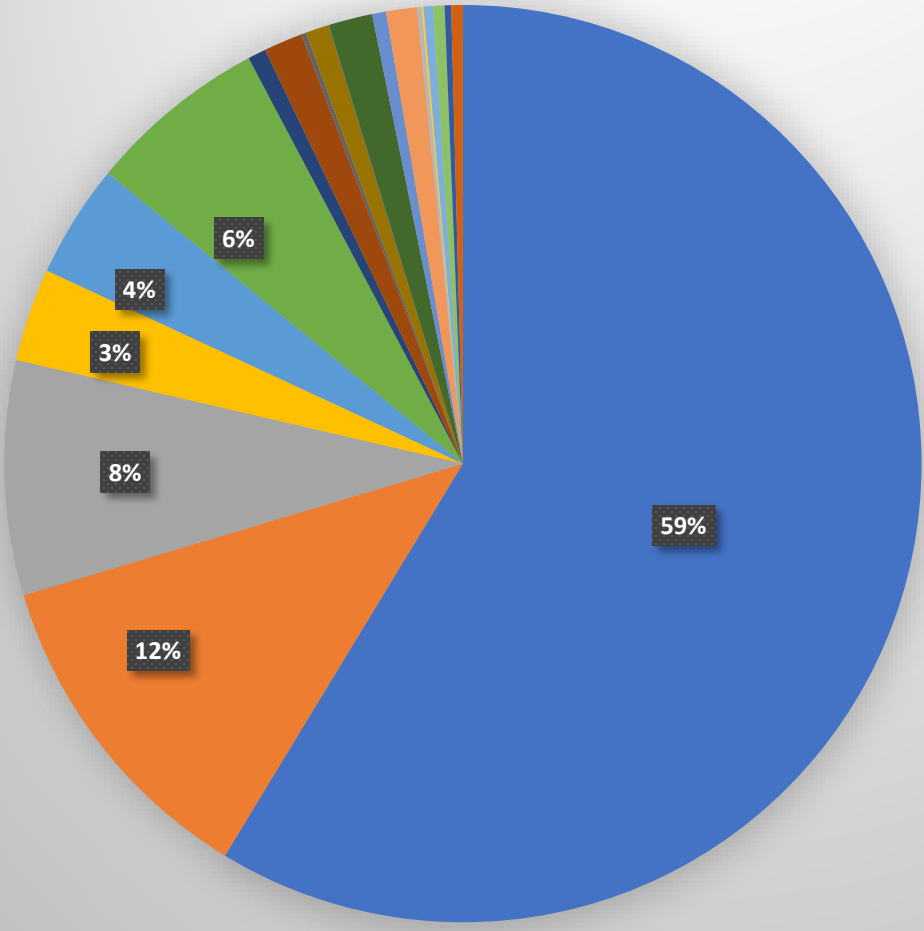
### Budget

<i>Operating/Stabilization Grants</i>	\$285,704,736
<i>Supply Building</i>	\$57,321,842
<i>Contracted Slots</i>	\$40,234,492
<i>Professional Services</i>	\$15,993,855
<i>Supporting Child Care Staff</i>	\$19,501,493
<i>Pandemic Subsidy Payments</i>	\$30,883,499
<i>Wraparound Rate Increase</i>	\$3,119,384
<i>Community Resource &amp; Referral</i>	\$6,667,842
<i>Parent Leadership Engagement</i>	\$821,607
<i>Comprehensive Evaluation</i>	\$4,000,000
<i>Strategic Planning</i>	\$95,147
<i>Case Management Development</i>	\$7,516,136
<i>Administrative Costs</i>	\$2,381,622
<i>Outreach/Education Campaign</i>	\$5,285,173
<i>Employer Child Care Support</i>	\$764,419
<i>Local ECAC Grants</i>	\$343,050
<i>Early Childhood System Cost Modeling</i>	\$1,587,801
<i>Nevada Youth First (Workforce Supply)</i>	\$1,978,762
<i>Infant &amp; Early Childhood Mental Health Assoc.</i>	\$1,123,978
<i>Data Systems Integration &amp; Improvement</i>	\$1,539,680
<i>Provider Supports</i>	\$378,521,925
<i>Family Supports</i>	\$81,726,824
<i>System Supports</i>	\$26,615,770

## Pandemic Child Care Funding Priorities



# Pandemic Child Care Projects - Percentage of Funds Budgeted by Project



- Operating/Stabilization Grants
- Supply Building
- Contracted Slots
- Professional Services
- Supporting Child Care Staff
- Pandemic Subsidy Payments
- Wraparound Rate Increase
- Community Resource & Referral
- Parent Leadership Engagement
- Comprehensive Evaluation
- Strategic Planning
- Case Management Development
- Administrative Costs
- Outreach/Education Campaign
- Employer Child Care Support
- Local ECAC Grants
- Early Childhood System Cost Modeling
- Nevada Youth First (Workforce Supply)
- Infant & Early Childhood Mental Health Assoc.
- Data Systems Integration & Improvement

Federal funds for the CARES, CRRSA, and ARPA Stabilization supplements to Nevada Child Care and Development Block Grant, totaling \$348,077,027, were required to be liquidated by September 30, 2023.

The ARPA Discretionary supplemental award is required to be liquidated by September 30, 2024.

All funding associated with the CARES, CRRSA, and ARPA Stabilization supplements were liquidated by September 30, 2023. A small amount of the funding (\$695,437) remains unspent according to DAWN as DWSS continues to process final bills and invoices associated with work conducted in July to September 2023.

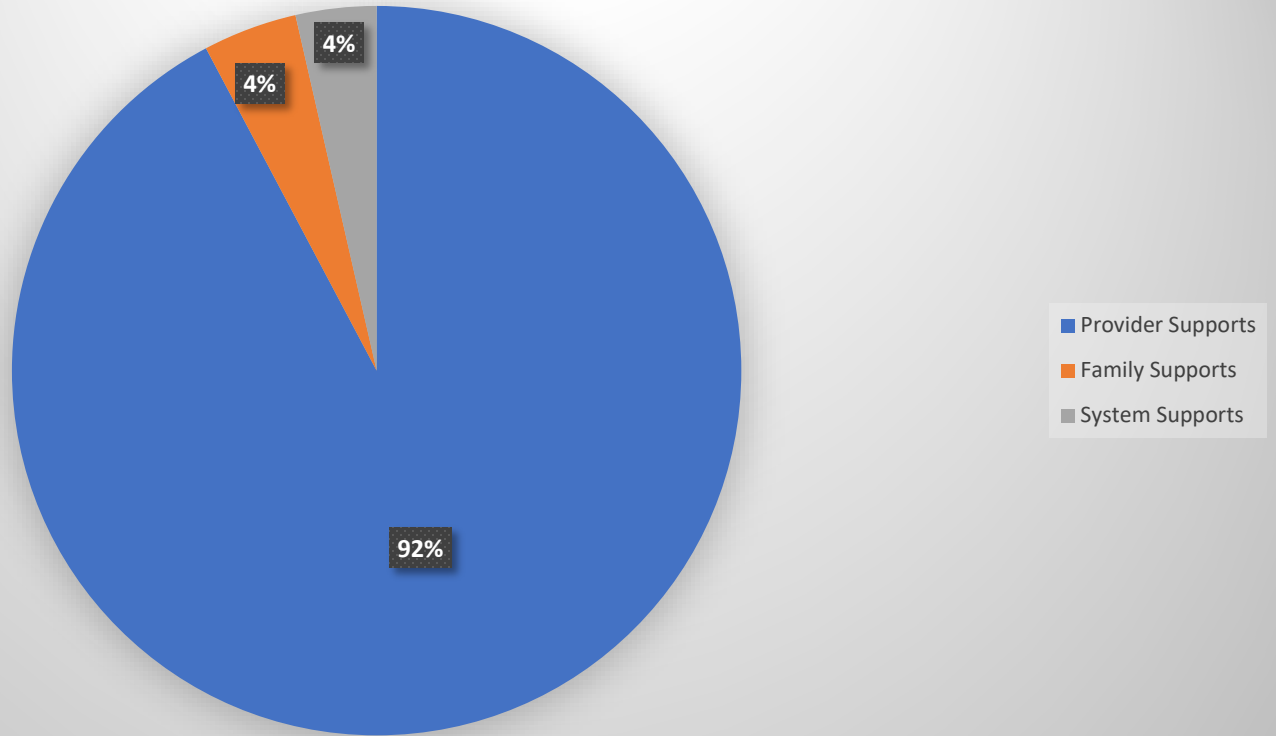
Overall, including the amount spent in the ARPA Discretionary award as of January 25, 2024, the total expended under all four (4) federal supplemental child care awards is \$353,966,763. The table and charts below show how the total funding was spent by priority and by project within each priority.

**Project Spend Down SFY 2020 - 01/25/2024**

<i>Operating/Stabilization Grants</i>	\$285,704,575
<i>Supply Building</i>	\$15,747,909
<i>Contracted Slots</i>	\$3,042,086
<i>Professional Services</i>	\$11,582,532
<i>Supporting Child Care Staff</i>	\$13,500,619
<i>Pandemic Subsidy Payments</i>	\$5,653,228
<i>Wraparound Rate Increase</i>	\$3,119,384
<i>Community Resource &amp; Referral</i>	\$2,509,410
<i>Parent Leadership Engagement</i>	\$456,511
<i>Comprehensive Evaluation</i>	\$157,824
<i>Strategic Planning</i>	\$95,147
<i>Case Management System Development</i>	\$4,511,506
<i>Administrative Costs</i>	\$1,288,037
<i>Outreach/Education Campaign</i>	\$3,361,468
<i>Employer Child Care Support</i>	\$451,823
<i>Local ECAC Grants</i>	\$187,950
<i>Early Childhood System Cost Modeling</i>	\$605,689
<i>Nevada Youth First (Workforce Supply)</i>	\$1,633,274
<i>Infant &amp; Early Childhood Mental Health Assoc.</i>	\$357,794
<b>Total Spent</b>	<b>\$353,966,763</b>

Provider Supports	\$326,535,634
Family Supports	\$14,780,618
System Supports	\$12,650,510

## Pandemic Child Care Funds Expended SFYs 20-24



# Percentage Expended by Project SFYs 20-24

